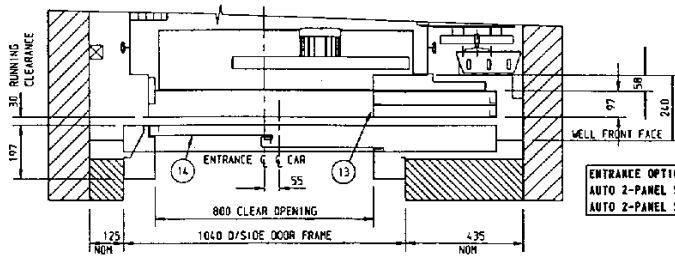
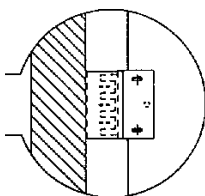


TYPICAL PLAN VIEW SHOWING POSITION OF CAR IN LIFT WELL

1:1 DIRECT ACTING ARRANGEMENT



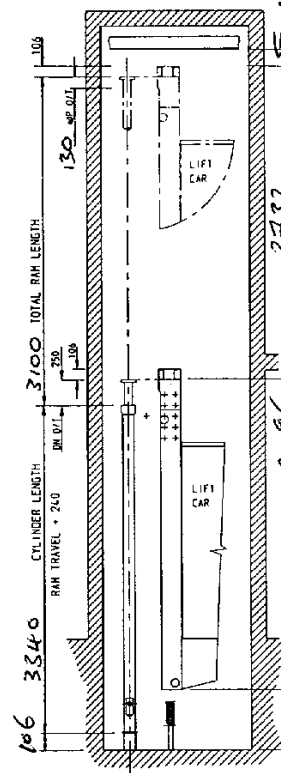
ENTRANCE OPTION 3
 AUTO 2-PANEL SLIDING CAR DOORS
 AUTO 2-PANEL SLIDING LANDING DOORS



DETAIL A

**TYPICAL DRAWING
 NOT TO BE USED AS
 WORKING DRAWING**

TIER NO.	DESCRIPTION
14	LANDING DOORS
13	CAR DOORS
12	RETIRING RAMP (MANUAL LANDING DOOR ONLY)
11	VERTICAL SHAFT TRUNKING
10	CAR POSITION OPTICAL PROXIMITY SWITCHES
9	TERMINAL FLOOR LEVEL LIMIT SWITCHES
8	TRAILING CABLES
7	SHAFT LIGHTING
6	
5	CAR GUIDE FIXING BRACKETS (11611)
4	HYDRAULIC RAM SUPPORTS
3	SAFETY ROPE (2:1 ONLY)
2	TACKLE PULLEY ASSEMBLY (2:1 ONLY)
1	SLING ASSEMBLY



1:1 DIRECT ACTING ARRANGEMENT

* DIMENSIONS FOR REDUCED CAR HEIGHT

INSTALLERS NOTE: BEFORE COMMENCING WORK CONFIRM THE FOLLOWING DIMENSIONS WITH:

1. PIT DEPTH
2. LIFT TRAVEL
3. HEADROOM
4. HEIGHT TO UNDERSIDE OF LIFTING
5. RAM SUPPORT TUBE LENGTH
6. RAM CASING LENGTH

NO. OF FLOORS	HYD. ARRANGEMENT
2	DIRECT <input checked="" type="checkbox"/>
INTERNAL CAR HEIGHT	
2000mm PICCOLO	
2200mm MAXILIFT	

ORG. TITLE	G.A. 8 PERSON LIFT WA
SITE ADDRESS:	KULLAY 8 & 4 RMTS 1-6 SAERORN
STANNIAR LIFTS LTD ANTON HILL, ANDOVER HAMPSHIRE SP16 3DE ENGLAND Tel: 01264 339990 Fax: 01264 339991	