

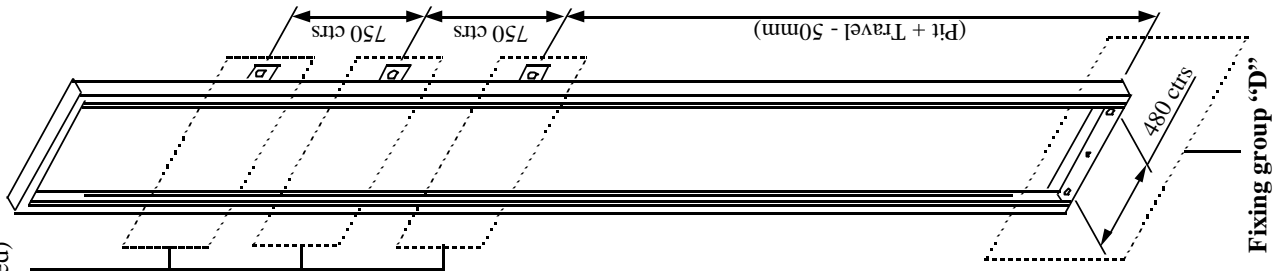
Waiver:

This data sheet is for guidance only and must not be used for proper working drawings. Please contact Stannah Lifts for particular details before proceeding. Owing to our policy of continual improvement we reserve the right to alter specifications and dimensions without prior notice.

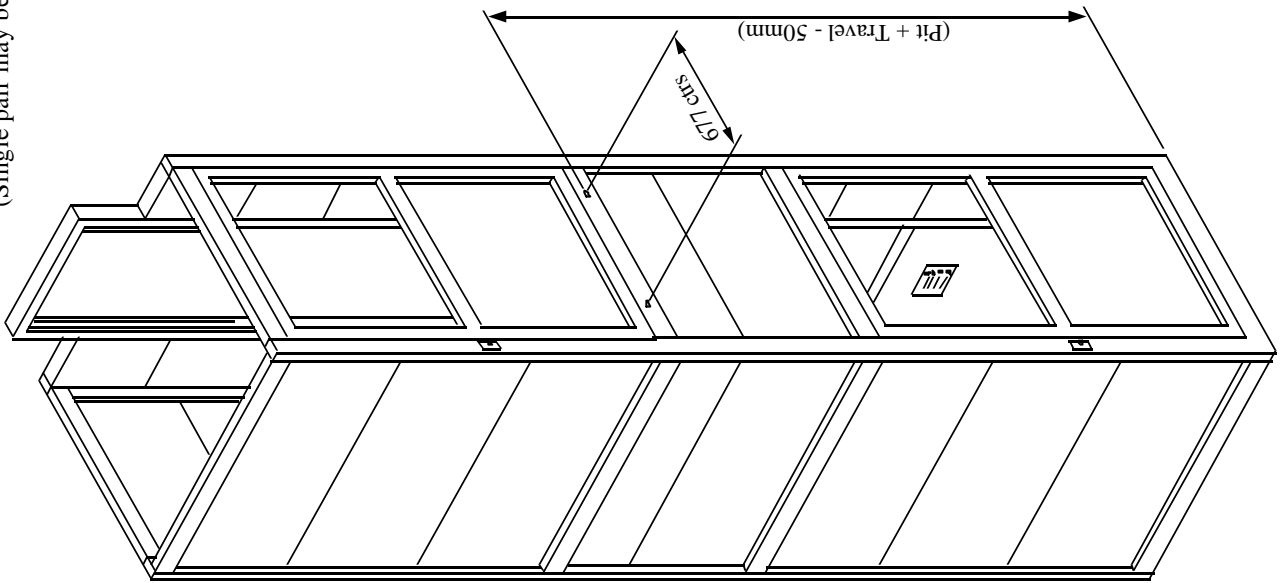
For guidance only
MIDLIFT PX
 Wheelchair
 Vertical Lifting Platform
 General Fixing Details



Fixing Group "C"
 (Single pair may be used)



Fixing group "D"



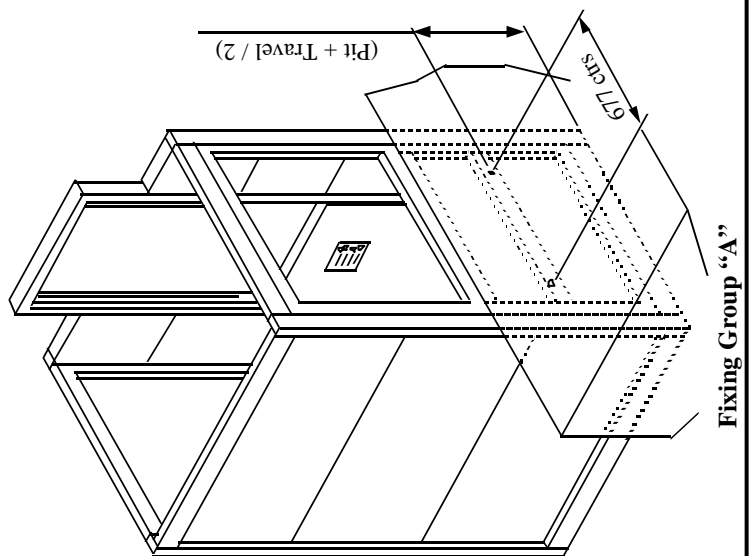
Fixing Group "B"

Enclosure Size	Platform Size	Travel	Fixing Groups	Remarks
STD-1077 x 1374	1250x900	Up to 2000mm	A & D	Free Standing
STD-1077 x 1374	1250x900	Over 2000mm	(*B or C) & D	
LARGE-1277 x 1524	1400x1100	Up to 2000mm	A, D & C	
LARGE-1277 x 1524	1400x1100	Over 2000mm	C & D	

Notes:

Fixing descriptions

- A = Fixing method required for enclosures with travel under 2000mm (through car and adjacent entry only).
- *B = Fixing method shall only be applicable if no suitable load bearing wall or structure is available.
- C = Fixings shall be required as standard on all large platform applications where available.
- D = This fixing is available and is applied to all enclosures.



Fixing Group "A"